



Established 1991

# Halton Hills Quilters' Guild Newsletter

## May 2021



**Halton Hills Quilters Guild**  
P.O. Box 74064, 260 Guelph Street  
Georgetown, Ontario, L7G 5L1  
[www.hhqg.ca](http://www.hhqg.ca)

**Meetings Held At:**  
Hillcrest United Church  
8958 Trafalgar Rd., North of Steeles Ave., near Hornby  
7pm - 4<sup>th</sup> Monday of the month Sept - June, except Dec

### 2020 - 2021 Executive

Co-Presidents: Flo Belford  
905-876-0267  
Marian Baidacoff  
905-702-1162  
Past President: Sue Luque  
905 - 877-8602  
Teresa Jarvis  
289-878-7365  
Vice President: Mary Dodd  
905-542-0010  
Treasurer: Judy Mair  
905-450-6804  
Secretary: Nancy Perreault  
647-227-9190  
Website: Sue Luque  
Program: Irene Rushworth  
416-371-2621  
Membership: Barbara Sinclair  
416-970-9424  
Library: Sheilagh Yuschyshyn  
647-449-7735  
Workshops: Ida Jenkins  
416-744-3874  
Community Outreach: Vivian Desrochers  
905-878-7964  
Publicity: Joan Lovegrove  
905-877-8032  
Christina Martin  
905-873-6614  
Newsletter: Irene Rushworth

### **Non-Executive Positions**

BOM: Mary Dodd  
Irene Rushworth  
Hearts & Hugs: June Ball  
50/50 Draw: N/A  
Photographer: Marian Baidacoff  
Snacks: Joy Schmidt  
Maryann Ellwood  
Facebook: Marg Newey  
Postcard: Sue Luque  
Exchange:

### President's Message



There is still time to get a photo of your Presidents' Challenge in to Flo before the May meeting. I'm sure you know by now that the theme is "Be the Rainbow in Somebody's Cloud".

A lot of us have had cloudy days over the past year and having the support and friendship of fellow guild members has helped brighten those days. However you have connected - be it by phone call, text, our Facebook group, or smiling into the camera while attending our Zoom meetings, we have all supported each other.

With the future still being uncertain we are planning to continue our guild meetings on Zoom. However, if restrictions are lifted and the weather cooperates we may be able to organize an outside get together in the summer for those who are interested. We'll let you know by email.

Our June meeting will be our AGM. For those of you that have to write one, please make sure you get your year-end report into Nancy Perrault by May 31st. Stay safe and keep quilting!

*Go with the Flo and Marian....*

## Program - Irene Rushworth

This month our Guest Speaker is:  
Queen Bee at B Quilty Studio

Audrey Vrooman



Handi Quilter Educator and Certifiable Threadologist  
[bquiltystudio@rogers.com](mailto:bquiltystudio@rogers.com)

Presentation: "Quilting Stories"

Audrey has been a quilt maker for almost 20 years and, over the years, her quilts have hung in juried shows such as the CQA, AQS Paducah and IQA Houston, as well as at guild shows.

She will show a selection of her favourite quilts, including a couple of award winners, and share stories of all the fun places quilting has taken her.



From her early beginnings as a traditional quilter, to her travels to quilt shows across North America, right up to the treasures she makes today, each quilt tells its own story.

Today, Audrey considers herself an eclectic quilter who enjoys spicing up her quilts with a fresh take on fabric selection and lots of detailed quilting.

quilting4pleasure

Ida Jenkins | quilting4pleasure@gmail.com  
647-567-3874 | 68 Guernsey Drive



[www.AMaterialGirl.ca](http://www.AMaterialGirl.ca)

### Newsletter Deadline

**June 4, 2021**

Thanks, Irene

### Newsletter Advertising

#### Monthly Fees:

**E-Transfer to:** [hhgq20@gmail.com](mailto:hhgq20@gmail.com)

Business card AD for \$10, \$5 for members

¼ page AD for \$20, \$10 for members

½ page AD for \$40.00, \$20 for members

Full page AD for \$75.00, \$35 for members

VOLUNTEER



All that's missing is U!

## Past President – Sue Luque

Hi Everyone,

We have several Executive Committee positions to be filled for June. Since all Guilds run on volunteers, please consider helping out in one of these positions to keep the Guild going strong. Please contact me if you want further information or if you are interested in one of these positions.

We need: **Executive Committee** positions:

### ➤ Vice President

- Assist and replace the President when necessary
- Attend Executive meetings
- Participate in Nominating Committee
- Prepare to take on President role in two years

### ➤ Secretary

- Take all meeting minutes and email minutes to exec members
- Prepare Annual Report due May 31st
- Pick up mail and distribute to appropriate Executive
- Responsible for Fall Fair prize money/correspondence and promoting
- Responsible for Telephone/email Convener in the event of meeting cancellation

### ➤ Workshop Convener

- Attend Executive meetings
- Plan workshop block or technique, book dates
- Organize location or zoom
- Use guild camera
- Send out emails to members

### ➤ Website Admin/Historian

- Attend Executive meetings
- Grant access to members area
- Post minutes, newsletters, workshops, programs, etc.
- Pay fees for Wix.com (website host) (must use credit card)
- Pay fees for Blacksun.ca (DNS – Registration of Domain Name – www.hhqg.ca) (must use credit card)
- Tech specs:
  1. Familiar with web design/WIC
  2. Need to have high speed internet, minimum 150 meg down and 50 meg up
  3. Windows PC or Apple MacBook Pro with Intel I-5 processor or better, minimum of 8GB Ram and 500GB Hard drive.



We have **Non-Executive Committee** positions to be filled also.

- Block of the Month
- Post Cards or Tinnars

**Past President (Nominating Committee) - Sue Luque**

*Election of Executive Members at the Annual General Meeting for:*

|                       |                               |
|-----------------------|-------------------------------|
| President             | Ida Jenkins                   |
| Co-Outreach Conveners | Joan Lovegrove and Dodie Ryan |
| Membership Convener   | Margaret Newey                |
| Quilt Show Convener   | Sheilagh Yuschyshyn           |

*Nominations needed for:*

|                   |   |
|-------------------|---|
| Vice President    | * |
| Secretary         | * |
| Workshop Convener | * |
| Website Admin     | * |



*Executives continuing:*

|                        |                                     |
|------------------------|-------------------------------------|
| Treasurer              | Judy Mair                           |
| Past President         | Sue Luque                           |
| Program Convener       | Irene Rushworth                     |
| Newsletter Editor      | Irene Rushworth                     |
| Librarian Convener     | Sheilagh Yuschyshyn                 |
| Co-Publicity Conveners | Joan Lovegrove and Christine Martin |



Mail-in/Drop off your quilt top  
1000's of patterns to choose from

Competitive Prices  
Quick Turnaround Times  
Free Return Shipping in Canada

Fabric now available on the website

**519-741-4882**

**[www.yourquiltsdone.com](http://www.yourquiltsdone.com)**  
**[yourquiltsdone@gmail.com](mailto:yourquiltsdone@gmail.com)**  
45 Bock Street, New Dundee, ON

# HHQG Co-President's Challenge 2020/2021

## Be the Rainbow in Somebody's Cloud



Easy rules! Make a quilted object, any size, any media, to reflect the theme.  
Photographs of entries should be emailed to Flo Belford by May 30th, 2021.

Entries will be revealed at the May 31st, 2021 guild meeting.  
Prizes will randomly be awarded by draw to 2 participants.

Hardest Job Ever:  
WORKING AT A CRAFT STORE.  
IMAGINE THE SELF CONTROL YOU  
WOULD NEED?




RELOCATED AROUND THE CORNER!  
TO 35 King St. N. Cookstown

705-458-4546 | [info@countryconcessions.com](mailto:info@countryconcessions.com)  
[WWW.COUNTRYCONCESSIONS.COM](http://WWW.COUNTRYCONCESSIONS.COM)  
FACEBOOK: COUNTRYCONCESSIONSCOOKSTOWN

**TRIANGLE**  
*Sewing Centre*  
SALES & SERVICE  
386 WOOLWICH STREET GUELPH, ONTARIO N1H 8L2  
519-822-9910  
FAX 519-822-3145 **Nancy Caravaggio**

YOU KNOW YOU'RE A  
**QUILTER**  
WHEN YOU'RE PLANNING YOUR  
**NEXT 5 QUILTS**  
AND YOU HAVEN'T FINISHED  
THE ONE YOU'RE WORKING ON.



**The Sewing Cafe**  
Sew Sew Sip

Authorized Dealer  
**Handi Quilter®** **JANOME**  
Designed by a Quilter, for Quilters®

A bit about us.....  
We are located in the quaint town of Georgetown, Ontario, north of Oakville, just 10 km north of the 401 off at Trafalgar Road exit.

Our shop is bright, with lots of natural lighting, surrounded by free parking!

We are teachers! We have over 80 years of sewing and quilting experience between us! We offer a variety of classes from Basic Learn How to Sew to making clothing in our Ready to Wear Classes.

We are an authorized Handi Quilter dealer, having completed extensive training from Handi Quilter head office.

We sell an assortment of quilting cottons including Konas for the modern quilter. As well as a selection of quality knits. And sewing notions! Zippers, Gutermann and Mettler thread, interfacing, batting, rulers, mats, elastic by the metre, hook and loop tape, fabric marking tools.....



Computerized Janome machines are provided for all of our classes, so you don't have to haul yours!

Hours we are here,

|           |                  |
|-----------|------------------|
| Monday    | 1:00pm - 8:30pm  |
| Tuesday   | 1:00pm - 8:30pm  |
| Wednesday | 10:30am - 8:30pm |
| Thursday  | 1:00pm - 8:30pm  |
| Friday    | 9:30am - 6:00pm  |
| Saturday  | 9:00am - 2:30pm  |

Quilting ☺ Classes ☺ Sewing Machines ☺ Fabric ☺ Sewing Notions

118 Mill Street, Georgetown ON | 905-873-0043 | Sew@TheSewingCafe.ca

  [www.TheSewingCafe.ca](http://www.TheSewingCafe.ca)



**facebook**

*HALTON HILLS QUILTERS' GUILD.*

<https://www.facebook.com/search/top/?q=halton%20hills%20quilters%E2%80%99%20guild>

Please choose the option to "Join Group" and I will add you.

"The Facebook group belongs to all of us so let's use it to keep in touch in between meetings. You can add your own photos and messages to share ideas or ask questions"

**Margaret**  
[margaretnewey@hotmail.com](mailto:margaretnewey@hotmail.com)

**Is it time to start planning for a  
HHQG Quilt show?**

*Quilt Show*



**We will be asking the members  
at the May 31<sup>st</sup> meeting what  
they think.**



**Owl  
BE SEWING**

Gina Uncao | 416-723-6312  
[gina@owlbesewing.ca](mailto:gina@owlbesewing.ca)

Owl Be Sewing  
2-118 Inspire Blvd  
Brampton Ontario  
L6R 3X8  
Canada  
[www.owlbesewing.ca](http://www.owlbesewing.ca)  
[facebook.com/OwlBeSewing](https://facebook.com/OwlBeSewing)



## Workshops - Ida Jenkins & Sue Phillips



Hi everyone, thank you to all the workshop attendees from May 1st. We had a great turnout. I enjoyed the camaraderie and seeing all the different colours. It is so nice to sit and sew with friends, even if it has to be through zoom at the moment.



We have another workshop scheduled !!!!  
We have an exciting workshop planned for you this coming October '21.



**Susan Phillips has graciously agreed to teach at this next workshop.**



This time we will be breaking away from making a quilt and making a quilted bag instead!

It will be fun and just in time for Christmas giving. This will also give you an opportunity to take out any of your orphaned blocks to create something unique and one of a kind.

**Stay tuned for more details in the June newsletter.**



## Treasury Report - Judy Mair

I am busy preparing the year-end financial report!!!

## Library Report – Sheilagh Yuschyshyn

Library News!!!

On May 4th Marian and I went to Hillcrest United Church. We checked out the Library book case plus several boxes and bins of HHQG materials.

Before we make any decisions about selling off the books and materials I think the membership should have a chance to see what's there. At our first in-person meeting (maybe early 2022) I will put all the materials out on tables so that the membership can see the covers of the books and not only the spines of the collection as they do when they're on the shelf.

There are only 8 people with books or materials checked out:

|                     |                     |
|---------------------|---------------------|
| Joyce Winger- 4     | Sheila Barington- 1 |
| Ida Jenkins - 1     | Lisa Rossetti - 2   |
| Kristen Marsala - 1 | Geri Konica - 3     |
| Vera Langedyk - 1   | Donna May - 1       |



If your name is on the list please locate the books and put them aside until we make arrangements to return them to the HHQG library.

There are also 8 books that have been missing since Sept 2019. Maybe they will be located on some of your bookshelves.

See you at the next ZOOM meeting.



Christina Martin is taking on the responsibility of organizing the Show and Share part of the Guild Meeting!



Please send your pictures directly to Christina by the Sunday before the monthly meeting at:

[c.martin690@gmail.com](mailto:c.martin690@gmail.com)

THANK YOU  
CHRISTINA!!!

*honeybee* quilt studio  
Burlington, Ontario

Computerized E2E Longarm Quilting  
by Sylvia Lamothe

Quick turnaround and 15% off your first quilt!

[honeybeequiltstudio.ca](http://honeybeequiltstudio.ca)

Contact us: [honeybeequiltstudio@gmail.com](mailto:honeybeequiltstudio@gmail.com)

**Oh Look, Fabric!**

Modern Fabric ▶ Workshops ▶ Handmade Gifts

**Andrea DiMaso**  
Owner


221 Main St. E., Milton, ON L9T 1N9

Website: [ohlookfabric.com](http://ohlookfabric.com)

Email: [ohlookfabric@yahoo.com](mailto:ohlookfabric@yahoo.com)

Cell: 905-691-7765

 @ohlookfabric





2020 – 2021 Block of the Month!  
Mary Dodd & Irene Rushworth

moda  
Be My Neighbor



Can you believe it!!!

We are finally at the  
last installment  
for your  
Block of the Month!

Installments this Month:  
Block 13 and 14

Next month we will be  
ready for the assembly!!!



FOUR PATCH FUN  
QUILT ALONG




What do your  
colours look like???

Quilting and Sewing - Tips and Tricks

[Rachel Rossi Design](https://www.rachelrossi.design/magic-8-method-half-square-triangles/)

<https://www.rachelrossi.design/magic-8-method-half-square-triangles/>

The Magic 8 Method Revealed



How to Make Eight Half Square Triangles at Once!



*The Magic 8 method is certainly not original with me, but I thought it was worth sharing since I've been using it religiously on one of my newest designs. Anyway, there are lots of ways to make Half Square Triangles, but this method is the fastest and most precise that I've found.*

There is a great chart in the link that Rachel has created, which has the finished HST size, coordinated with the starting Square measurement you need. Easy, Peasy!!!

I've included the handy chart on the next page!!!



# Magic 8

## HALF SQUARE TRIANGLE CUTTING CHART

| HST    | Square | HST    | Square | HST     | Square |
|--------|--------|--------|--------|---------|--------|
| 1-1/2" | 4"     | 6"     | 13"    | 10-1/2" | 22"    |
| 2"     | 5"     | 6-1/2" | 14"    | 11"     | 23"    |
| 2-1/2" | 6"     | 7"     | 15"    | 11-1/2" | 24"    |
| 3"     | 7"     | 7-1/2" | 16"    | 12"     | 25"    |
| 3-1/2" | 8"     | 8"     | 17"    | 12-1/2" | 26"    |
| 4"     | 9"     | 8-1/2" | 18"    | 13"     | 27"    |
| 4-1/2" | 10"    | 9"     | 19"    | 13-1/2" | 28"    |
| 5"     | 11"    | 9-1/2" | 20"    | 14"     | 29"    |
| 5-1/2" | 12"    | 10"    | 21"    | 14-1/2" | 30"    |

*The Half Square Triangle Dimension is after trimming. The finished size will be 1/2" less than noted.*

## Hearts & Hugs - June Ball

This month I have sent out two cards from the Guild.

One was sent to Vivian Desrochers, who can do with a hug right now, and the other to Judy Ferguson whose niece passed away.

Please let me know if anyone needs a hug.

905-873-2261

[junemargball@gmail.com](mailto:junemargball@gmail.com)



## thimbles & things

Fabric for Quilting | Notions & Accessories | Sewing Machines & Servicing | Patterns and Books | Virtual Classes

Since 1999, our shop has been providing an inviting space for quilters to learn, shop, share, and enjoy a wide selection of quilting fabric and accessories. Our selection of products is ever-changing, always keeping up to date with latest fabric trends! Walls of patterns, notions, and accessories are sure to delight and inspire any style of quilter, from beginner to advanced. Let our helpful and knowledgeable staff assist with colour selections, pattern suggestions, or any questions you may need answered along your quilting journey. Our website is always fully stocked with new product arrivals and we offer quick and easy Curbside Pickup or Mailing! We now offer Virtual Instructional Classes, allowing you to learn from the comfort of your home with a selection of quilting technique classes taught by one of our talented instructors.

Follow us on Facebook and Instagram!

[www.thimblesandthings.com](http://www.thimblesandthings.com) | 1283 Brodie Drive, Severn ON | 705-326-9357



# COME JOIN US UPCOMING EVENTS...



## *A Celebration of Quilting in Canada A Virtual Quilt Canada 2021*

<https://canadianquilter.com/quilt-canada-2021/>  
*Online June 16 – 19, 2021*

<https://canadianquilter.com/registration/>

### *National Juried Show*

The next National Juried Show (NJS) show will take place at Quilt Canada 2021, June 16 to 19, 2021

#### *Virtual NJS Tours*


Join these unique virtual presentations to explore the CQA/ACC National Juried Show in way you not have done in the past. Each of the 12 tours (one French and 11 English) is a unique look at quilts from a particular category, the award winners or an overall look at the jurying and judging process with a sampling of quilts from throughout the show.



<https://canadianquilter.com/2021-quilt-canada-presentations/#njs>



April 2021 Guest Speaker Amanda Brown  
- Photos by Marian Baidacoff



April 2021 Guest Speaker Amanda Brown  
- Photos by Marian Baidacoff



**What is Modern Quilting?**

- Functional or non functional
- Uses Modern fabrics or traditional fabrics in modern ways
- No rules but there are still rules
- May include, but limited to:
  - Changing scale of traditional blocks
  - Minimalism
  - Negative Space
  - Modern Traditionalism
  - Improv
  - Alternate Grid Work



April 2021 Show and Share  
- Photos by Marian Baidacoff



April 2021 Show and Share  
- Photos by Marian Baidacoff





April 2021 Show and Share  
- Photos by Marian Baidacoff



Submission by: Judy Ferguson

